

WeatherMAX[®]

MAKERS GUIDE

80 | LT | SG

Please note – these guidelines are not official manufacturer instructions, instead they are ‘tips and tricks’ collected from the fabricator community to try and help new and existing customers adapt to the unique properties of the different WeatherMAX fabrics. We always recommend that these tips are tested on sample/scrap pieces of fabric first.

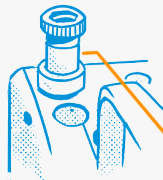
THREAD

For most applications, particularly marine canvas, a 92 sewing thread is sufficient.



PRESSURE


Start with light to medium foot pressure



TENSION

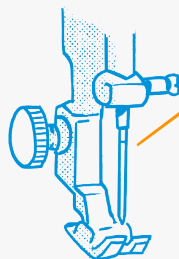
Reduce the thread and bobbin tension

Many fabricators have reported that 2 half turns/1 full turn on the top thread tension dial is enough of a reduction, and that this is often the only adjustment necessary.



NEEDLE

Use a 125/20 or 120/19 needle for best results

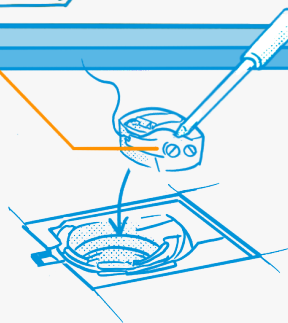


STITCH

Medium/medium-long stitch length can help (typically between 6-8 on most dials)

BOBBIN

Match bobbin tension to upper thread tension



miami[™]
CORPORATION

miamicorp.com | 800.543.0448

80 Highest strength and durability

LT True light weight reliability

SG The performance of 80 with added surface protection